

000829

1

2

3

4

		POS



B2B		Business-to-Business Internet
B2C		Business-to-Customer

DMS

FD

PFD

			30%	
	30%			
			30%	
		2015 12 31		30%
	61,232.53			30%
	61,200.00			
			9.71 /	
	20		90%	
63,027,806				

o

o

o

2

61,200.00

100%

9.71 /

20

90%

63,027,806

1		33,200	34,191,555
2		28,000	28,836,251
		61,200.00	63,027,806

1

3

3

30%

2015

2015 12 31			
	1,119,014.76	343,319.38 ¹	30.68%
	197,592.70	61,200.00 ²	30.97%
2015			
	4,303,013.90	1,274,256.79 ³	29.61%

- 1 *30%
- 2 61,200.00
- 3 *30%

2015

2015

50%

A

1.00

1

9.71 /
90%

20

20

20

÷

20

1

30

20

2015 11 9

2,191.60

10%

2

H20208.CSI

30

20

2015 11 9

13,883.15

10%

20

90%

=

÷

2

9.71 /

20

90%

20

20

÷

20

1

	30%	61,200.00	63,027,806

2

2

61,200.00

1		33,200.00	34,191,555
2		28,000.00	28,836,251
		61,200.00	63,027,806

1

36

2

36

4

1

2

>

×

÷

3

=

4

5

=

×

6

1

2

1.00

10

5

3

7

/

30%

[2016] 326

204,108.43 100%
205,086.69 100%
204,108.43 30%
61,232.53

--	--	--	--	--	--	--

2015 12 31

946,901,092

63,027,806

63,027,806

	(((
	131,917,569	13.93%	131,917,569	13.06%	131,917,569	12.29%
	90,465,984	9.55%				%

2015

2015

	2015	
	1.14	1.00
	0.75	0.66
	79.39%	81.80%

2016 4 1
30%

2015 12 31

13.93%

2015 12 31

9

3

2015 12 31

3

1

www.cninfo.com.cn

13		1 2 3

1

2

4

30%

2016	2017	2018
38,500.00	2016	15,800.00
		27,500.00

61,200.00

7

4.40%
2014 2015

2.45% 2.55%

1

2

2012

	2015	2014	2013
	3.33%	3.01%	7.11%
	3.17%	3.45%	6.5%

2012

48%

T4-T6

T4-T6

3

100

1.2

2014

3G

2015

2016

5

7

1

2

3

4

8

T4-T6

80,000

9

2015

2015

13.0%

iphone7

2016

iphone7

2016

10

		/			
1		B2-20130038	2013.06.08- 2018.02.08		
2		[2013]00292-A011	2013.11.14- 2018.02.08		
3		4453061805			
4		4700624091			
5		01100590			
6		ICP 080655	2015.02.15- 2018.12.25		
7		[2013]0453-086	2013.06.18- 2016.06.17		
8		ICP 100242	2015.03.18-		

			2020.03.18		
9		[2013]0937-986	2015.04.21- 2016.11.21		

2016 6 7

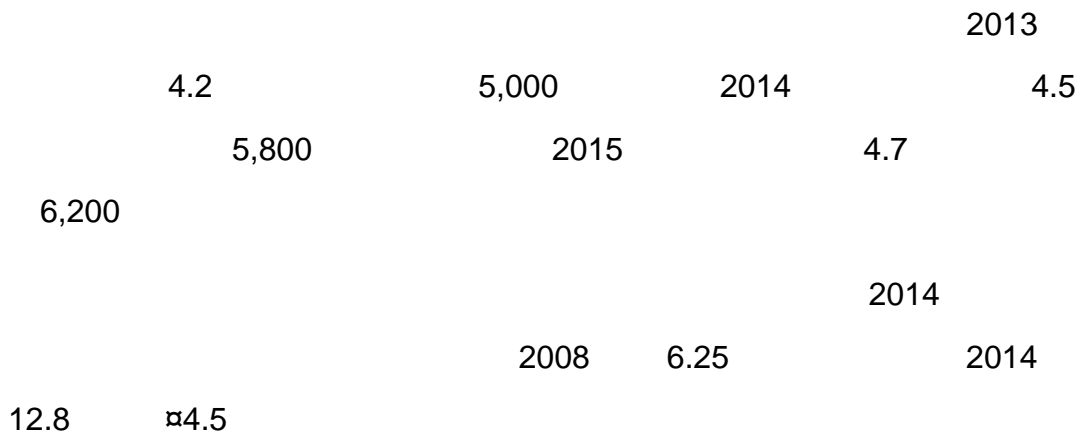
2016 6 17

2016 11

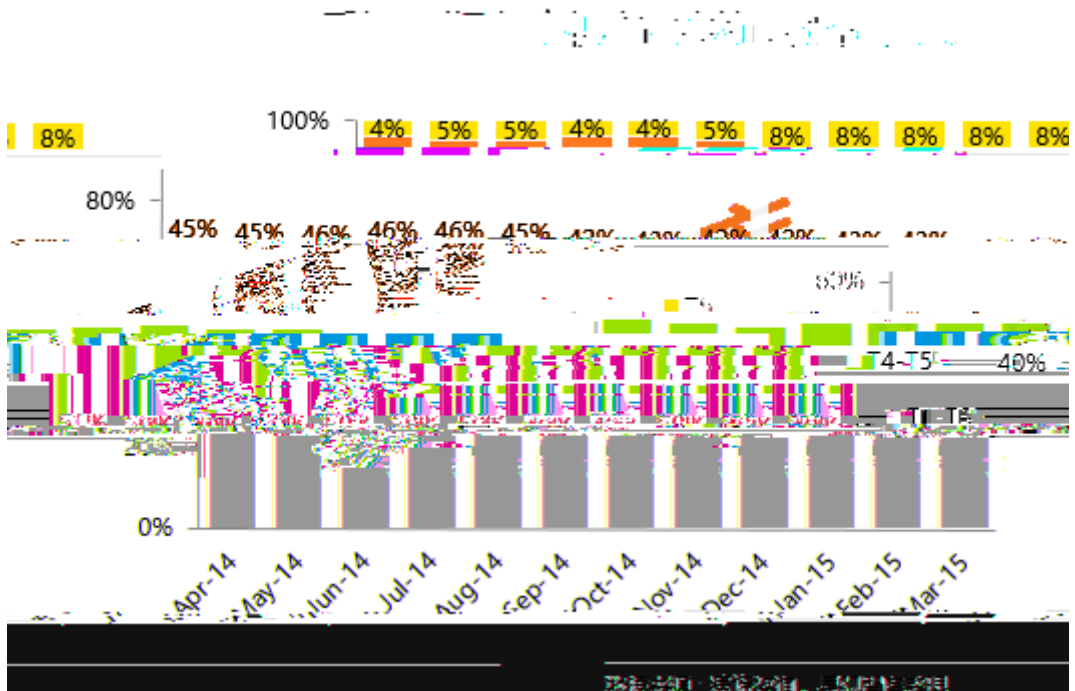
2

1 2016 4 14

2



20179C18DCA>-4199E1C6E2F6DC /9D5A184104 T 12j EMTd ()TjTd (576DC /
 -620179C18DC6EF./[M08.02200<459332CT Tc 2 Tr -108.36 -319C81C6EF6A082



+

+

T4-T6

T4-T6

“ + ”

+

2006-2020

30%

70%

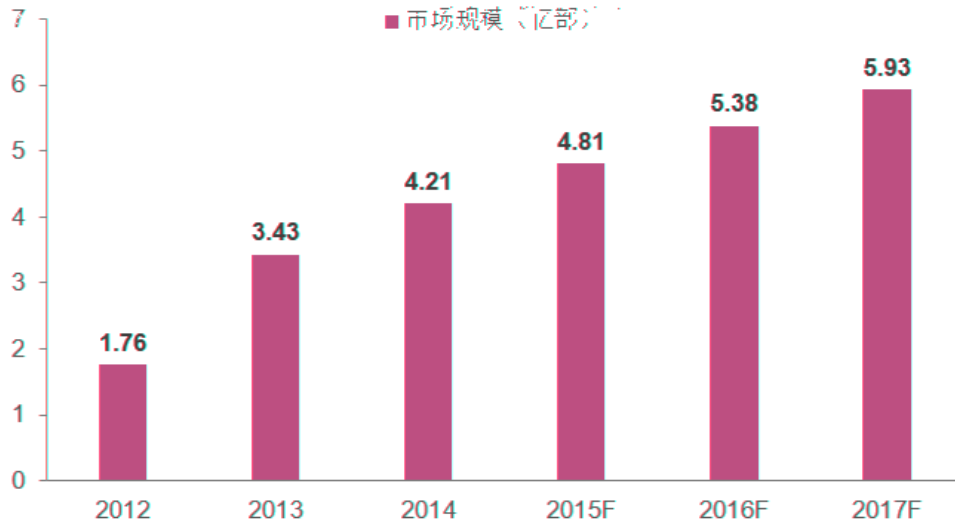
T4-T6

70%

30%

30%

中国智能终端市场规模预测



4G

2014

3G

4G

2015

6,200



		2014	2015	
	3,400,166.58	4,247,522.63		2015
2014	24.92%			
	2014	2015		
-100,327.46	-35,632.43	2015		
2014				
2014				
2014			2015	

1

2016 4 1

2

2016 4 1
30%

2015 12 31

3

2016 4 1
30%

2015 12 31

1

2

30% 30% 30%

2015 12 31 30%

61,232.53 30%

61,200.00

9.71 /

20 90%

63,027,806

2015 4 24 <

> 12

100%

2

61,200.00

100%

9.71 / 20

90% 63,027,806

30%

2015

2015 12 31			
------------	--	--	--

2015 12 31

946,901,092

63,027,806

63,027,806



B

2015

2015

	2015	
	1.14	1.00
	0.75	0.66